

■System requirements

Product configuration



JFX200-2513 EX

< Provided as standard >
Sophisticated and user-friendly RIP software
RasterLink 6 PLUS

USB2.0
Ethernet
Connection

PC for RIP



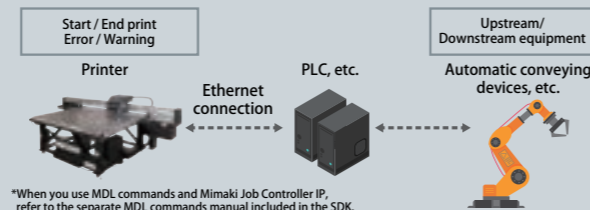
Recommended specifications for PC for RIP

CPU: Core i5 3.5GHz
Memory: 8GB
HDD: 500GB
USB2.0: 4 ports or more
Network: 1000BASE-T supported
Optical disk drive: DVD-ROM
Windows7 Professional 64bit
Monitor: 1366x768

IoT of Mimaki

Supports MDL commands and Mimaki Job Controller IP

Control printer using the MDL command from external devices and job control by the Mimaki Job Controller IP. It is possible to download the related documentation from the Mimaki website.



*When you use MDL commands and Mimaki Job Controller IP, refer to the separate MDL commands manual included in the SDK.
*We may not provide a warranty for machine failures caused by use of MDL commands.

■Specifications

Item	JFX200-2513 EX	
Head	On-demand Piezo head (Array of 3 staggered print heads)	
Print resolution	300dpi, 450dpi, 600dpi, 900dpi, 1,200dpi	
Ink	Type/Color ⁽¹⁾⁽⁴⁾⁽⁵⁾⁽⁶⁾	Rigid UV curable ink LH-100
		Stretchable UV curable ink LUS-120/LUS-150/LUS-350
	Capacity ⁽¹⁾	1L bottle / 250 ml bottle
	Ink circulation system ⁽¹⁾⁽²⁾	White ink circulation by MCT (Mimaki Circulation Technology)
Maximum printable area (W x D)	2,500 x 1,300 mm (98.4 x 51.2")	
Media	Size (W x D)	2,500 x 1,300 mm (98.4 x 51.2")
	Height	50 mm (2.0") or lower
	Weight	50kg/sqm (110.2 lb/sq. ft2) or less (non concentrated load)
Media Suction	Vacuum Suction + Foot Switch	
Suction Areas	2 partition (X direction)	
UV method	LED-UV	
Interface	USB, Ethernet	
Applicable standards	VCCI class A, CE mark, CB report, U.S. safety standard UL (UL62368-1), RoHS Directive, FCC Class A, Machinery directive, EAC, RCM	
Power	Single-phase AC200 to 240V, 12A or lower	
Power consumption	2.88 kVA or less	
Operating environment Temperature	Temperature	15-30 degC (59 - 86 degF)
	Humidity	35 - 65%Rh
	Optimal Temperature	20 - 25 degC (68 - 77 degF)
	Temperature Gradient	Less than ± 10 degC/h (± 18F/h)
Dust	Equivalent to an Office	
Installatoin Dimensions (W x D x H)	4,440 x 2,250 x 1,250mm (173.2 x 88.5 x 49.2")	
Assembled Dimensions (W x D x H)	4,440 x 2,450 x 1,250mm (173.2 x 96.4 x 49.2")	
Weight	650kg (1,433 lb)	

■Optional Accessories

Item	Item No.	Remarks
Ionizer kit	OPT-J0342	Static eliminator kit
Vacuum unit (φ3mm × 200mm) (φ 0.1 in. × 7.9 in.)	OPT-J0216	Three-phase, 200 V-240 V, 30 A, 3.4kW
Vacuum unit (φ1mm × 200mm) (φ 0.04 in. × 7.9 in.)	OPT-J0217	Single-phase, 200 V-240 V, 30 A, 1.9kW
Vacuum unit (φ3mm × 400mm) (φ 0.1 in. × 15.7 in.)	OPT-J0232	Three-phase, 380 V-480 V, 20 A, 3.4kW
Optional blower Connector Kit	OPT-J0348	Necessary kit for connecting an optional vacuum unit

*The optional accessories available with JFX200-2513 are also compatible with JFX200-2513 EX.
*OPT-J0393 PR-100/PR-200KIT is not necessary to use JFX200-2513 EX.
However when starting to use PR-200, it is necessary to replace to the pump of the initial attachment.

■Supplies

Item	Color	Item No.	Remarks		
LH-100 ⁽¹⁾⁽³⁾	Cyan	LH100-C-BA			
	Magenta	LH100-M-BA			
	Yellow	LH100-Y-BA			
	Black	LH100-K-BA			
	Light Cyan	LH100-LC-BA			
	Light Magenta	LH100-LM-BA			
	White	LH100-W-BA			
	Clear	LH100-CL-BA			
	LUS-120	Cyan		LUS12-C-BA	Ink package: 1L bottle/250 ml bottle ⁽¹⁾
		Magenta		LUS12-M-BA	
Yellow		LUS12-Y-BA			
Black		LUS12-K-BA			
White		LUS12-W-BA			
Clear		LUS12-CL-BA			
LUS-150	Cyan	LUS15-C-BA			
	Magenta	LUS15-M-BA			
	Yellow	LUS15-Y-BA			
	Black	LUS15-K-BA			
	Light Cyan	LUS15-LC-BA			
	Light Magenta	LUS15-LM-BA			
	White	LUS15-W-BA			
	Clear	LUS15-CL-BA			
LUS-350 ⁽⁴⁾	Cyan	LUS35-C-BA			
	Magenta	LUS35-M-BA			
	Yellow	LUS35-Y-BA			
	Black	LUS35-K-BA			
	White	LUS35-W-BA			
Clear	LUS35-CL-BA				
Primare ⁽⁵⁾	PR-200	PR200-Z-BA			

*1: LH-100, LUS-120 and PR-200 come in both 250ml and 1L bottles. *2: MCT works only with white ink.
*3: The ink set of LH-100 C+M+Y will be applied later. *4: The LUS-350 will be applied later.
*5: The PR-200 is not compatible with LUS-350. *6: The LUS-350 will be applied later.
* Stretchability of flexible ink may vary depending on materials, please have a prior test print.
* LH-100, LUS-120 and LUS-150 are GREENGUARD Gold certification ink.

About Ethernet

*Please use Category 6 (CAT6) network cables. *Cannot be connected through the router.
*When printing from ethernet, place the printer and output PC on the same network.
*When using a switching hub, a 1000BASE-T compatible hub is necessary.
*Although up to 4 printers can be registered with RasterLink6Plus, printing may stop depending on the network environment.

⚠ Inks and substrates:

*As physical properties of ink (adhesion, weather resistance etc.) are different depending on media, please be sure to have a print test in advance.
*Depending on the application, primers, other surface treatment or surface protection such as lamination may be necessary.

⚠ Safety notice:

This product is equipped with UV irradiation equipment.
Please pay attention to the following notes in order to use safely.
-Do not look directly into the UV light source nor place your hand, or expose your skin directly to the UV light source.
-Depending upon print mode, some VOC emittance from printed parts not yet cured and hardened may occur.
-In addition, please be sure to read and follow the instructions and guidelines of the manual carefully.

●Some of the samples in this catalogue are artificial renderings. ●Specifications, design and dimensions stated in this catalogue may be subject to change without notice (for technical improvements, etc.). ●The corporate names and merchandise names written on this catalogue are the trademark or registered trademark of the respective corporations. ●Inkjet printers print using extremely fine dots, so colors may vary slightly after replacement of the printing heads. Also note that if using multiple printer units, colors could vary slightly from one unit to other unit due to slight individual differences. ●The specifications described in this catalog are as of May 2019.

Mimaki MIMAKI ENGINEERING CO., LTD.
2182-3 Shigeno-Otsu, Tomi-city, Nagano 389-0512, Japan
TEL: +81-268-64-2281

Mimaki Global Network

USA	MIMAKI USA, INC.	Europe	MIMAKI EUROPE B.V.
Brazil	MIMAKI BRASIL COMERCIO E IMPORTACAO LTDA	Indonesia	PT. MIMAKI INDONESIA
India	MIMAKI INDIA PRIVATE LIMITED	Australia	MIMAKI AUSTRALIA PTY. LTD.
Taiwan	MIMAKI ENGINEERING (TAIWAN) CO.,LTD.	China	SHANGHAI MIMAKI TRADING CO.,LTD.
Singapore	MIMAKI SINGAPORE PTE. LTD.	Thailand	MIMAKI (THAILAND) CO.,LTD.

For
**INDUSTRIAL
PRODUCTS**

LED-UV Curing Flatbed Inkjet Printer



JFX200-2513 EX


Entry model combining high added-value and high productivity



Feel the texture!



Semi-stereoscopic 2.5D printing increases utility!



JFX200-2513 EX

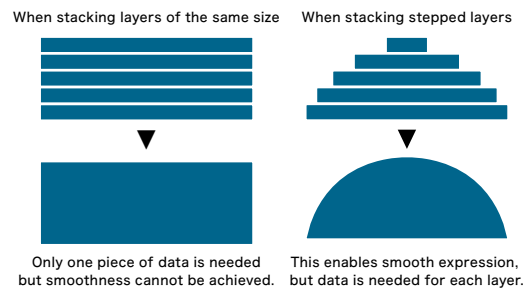
The JFX200-2513 EX maximizes the productivity and user-friendliness of the JFX200-2513, the industry's best-selling UV-LED curing flatbed inkjet printer, and enables high value-added printing.

1 Semi-stereoscopic 2.5D printing made easy! High value-added printing with "2.5D Texture Print" in "RasterLink6Plus"!

Stereoscopic appeal with 2.5D printing

A newly developed function, "2.5D Texture Print" in Mimaki's original RIP, "RasterLink6Plus" allows you to easily create multi-layered gradation data.

The "Emboss Print", one of Mimaki's printing solutions, "Surface Imaging" makes a surface look bumpy with multi-layered UV ink printing, which requires a manual preparation of step-wise data for each layer to create smoother expression. However, "JFX200-2513EX" allows you to easily create 2.5D print data of different layer with steps, simply by using "RasterLink6Plus" (Standard accessory) and Illustrator/Photoshop.



You can create data using Photoshop/Illustrator and **RasterLink6 PLUS** only.

Simple creation of smooth-stereoscopic 2.5D prints is available with the JFX200-2513 EX to easily show the bumpy surface like woodgrain of interior material, elevated ink of oil-paintings and letters for an impressive look for signage. Not only coloring but also adding smooth print texture can deliver added value.



Expression of elevated surface with layered ink




3 Suitable for large format sign graphics, interior/decoration and fine arts, seeking quality

Three image control technologies to realize high quality

1. Waveform control

By discharging spherical ink droplets directly, depositing of droplets and overlapping between dots is reduced, achieving a sharp print quality with low grain.

< Non-spherical discharge >




< Discharged in a nearly true spherical state >




2. Variable dots

Three different ink dot sizes are used in printing to enable high-quality prints with reduced graininess.

< Fixed Dot Image >



< Variable Dot Image >




Dots are combined including the minimum size of 5pl to enable grainless, smooth color printing.


3. MAPS (Mimaki Advanced Pass System)

Banding (horizontal stripes), uneven color, or glossy streak can be reduced to produce smooth prints by printing pass boundaries fading in gradation.

< Without MAPS (Image) >



< With MAPS (Image) >



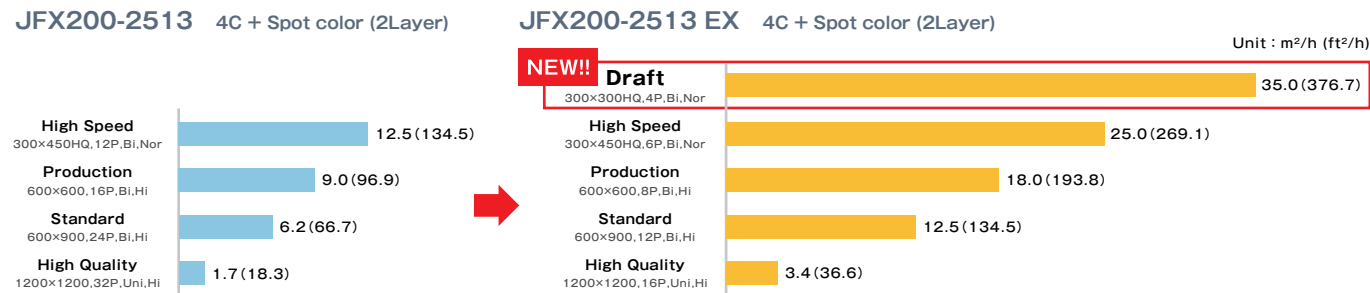
Based on printing conditions such as media/ink type and resolution, the most suitable gradation pattern is automatically selected and printed.

2 Higher-grade productivity and doubled White + Color simultaneous print speed! The printer allows you to respond to demand for short-term delivery.

JFX200-2513 EX prints two times as fast as JFX200-2513 in White + Color simultaneous printing. The newly added Draft mode (300x300HQ 4P Bi Normal) can deliver print speeds up to 35m²/h (376.7 ft²/h) in 4-color + White simultaneous printing.

4-color + White simultaneous printing speed comparison

The print speed will be doubled while printing at the same resolution. Applying the spot color set will alleviate the concern of the disadvantages of low speed.



*Time taken for setting materials and the printer's operating time before or after printing are not considered.

You can choose the most suitable ink depending on your material and application.

[6C+Cl+W]



The color set with Light colors and Clear enables to print high-quality images without graininess.

Supported ink types

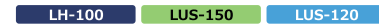


[4C+Cl+Pr+W]



By adding primer ink, the adhesion of inks and materials is improved.

Supported ink types



[4C+Cl+W]



By adding clear ink, gloss finish can be applied on the print surface, and by printing multiple layers of ink, multi-layered finish for stereoscopic effects can be applied.

Supported ink types




Type	Hard UV Ink	Flexible UV Ink		
Product	LH-100	LUS-120	LUS-150	LUS-350
Features	The LH-100 ink has a high scratch/chemical resistance and an accurate color reproducibility. The ink is suitable for rigid materials.	The LUS-120 ink has 170% stretchability after curing. Its ink film is very flexible and will not crack during post print process.	The LUS-150 ink has 150% stretchability after curing and will not crack during post print process. This ink is compatible with a wide range of materials and has a low degree of tackiness.	After curing, the ink can stretch up to 350% when heated to between approx. 120 and 200°C. The ink restores its rigidity after being cooled, maintaining its molded shape when heated and high durability.

4 Usability achieved based on Mimaki's long time experience UV flatbed printers

As a pioneer of UV flatbed printers, Mimaki knows everything about ease of use from its long experience. We provide the design that is simple to use and reduces workload, plus a preventive safety function to avoid trouble during printing.

Table size (1,300x2,500mm)

Printing is possible for 4'x8' (1,220mmx2,440mm) panel boards that are commonly used in the marketplace. This table size is ideal for both easy installation and excellent user-friendliness.



NEW!!

Foot switch for vacuum control

Two separate partitions in the X-direction of the vacuum area can be adjusted depending on the media size you use, and newly added foot switch can be used to turn ON/OFF in addition to the control panel.



NEW!!

With Ethernet support

In addition to the conventional USB connection, Ethernet connection is now available. Setup is easy; just add cables to the existing office network environment.



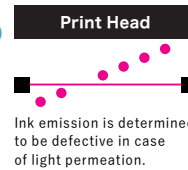
Auto maintenance function to shorten downtime

The NCU is newly mounted!

NEW!!

NCU (Nozzle Check Unit)

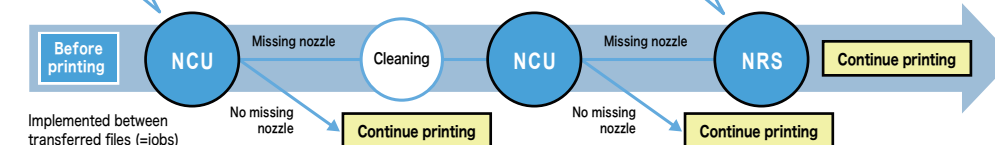
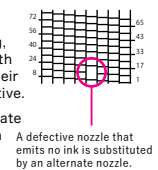
The status of nozzles is automatically detected by the sensor. When the NCU detects a missing nozzle, it automatically performs cleaning to solve the problem.



NRS (Nozzle Recovery System)

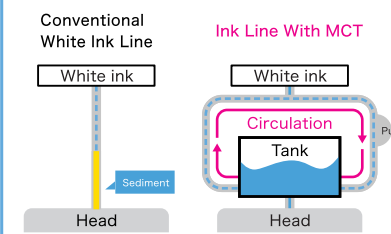
If there is a problem left unsolved by the cleaning, it automatically replaces the defective nozzles with other nozzles, which enables users to continue their operation without waiting for service representative.

Nozzles that emit no ink are substituted by alternate nozzles. The system is automatically set based on the information provided by the NCU.



MCT (Mimaki Circulation Technology)

The JFX200-2513 EX has an ink circulation mechanism in its ink tank and ink path. It circulates white ink periodically to prevent nozzle trouble due to deposited ink pigments and to stabilize printing performance.



Links with external stop interface allow users to meet safety standards that are different by factory

Other than the standard emergency stop switch, customers can also have the printer work with safety measures that suit their environment. The product can support various safety standards depending on the customer, including safety light curtain and safety mat.



More environment-friendly business model



Mimaki UV inks (LH-100, LUS-120 and LUS-150) obtain certification for GREENGUARD GOLD. The "GREENGUARD Gold certification" ensures that products are acceptable for use even in environments such as schools and medical facilities based on the most strict global standard of chemical substance diffusion. The GREENGUARD Gold-certified inks consider environmental impacts given after printing.

